




# Veterans of Foreign Wars and its Ladies Auxiliary FLAG INFORMATION SHEET



**Our First Flag**



**Today's Flag**



**ON SAME STAFF**

U.S. Flag at peak, above any other flag except a flag of another nation.




**GROUPED**

U.S. Flag goes to its own right. Flags of other nations are flown at same height.



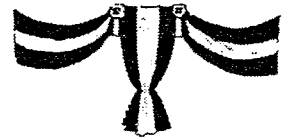

**MARCHING**

U.S. Flag to marchers right (observer's left).



**ON SPEAKER'S PLATFORM**

When displayed with a speaker's platform, it must be above and behind the speaker. If mounted on a staff it is on the speaker's right.




**DECORATION**

Never use the Flag for decoration. Use bunting with the blue on top, then white, then red.




**SALUTE**

Head bare (women and military leave hats on), right hand over heart, standing at attention.



**OVER A STREET**

Union (stars) face north or east depending on the direction of the street.



**HALF STAFF**

On special days, the Flag may be flown at half staff. On Memorial Day it is flown at half-staff until noon, then raised to the top of the Flag pole.

## SOME DON'T'S

- \* Do not let the Flag touch the ground.
- \* Do not fly Flag upside down unless there is an emergency.
- \* Do not carry the Flag flat, or carry things in it.
- \* Do not draw on, or otherwise mark the Flag.
- \* Do not use an actual Flag as clothing.
- \* Do not store the Flag where it can get dirty.
- \* Do not use it as a cover.
- \* Do not fasten it back, tie it back, etc., but always allow it to fall free.